

COVID 19 ANTIGEN CARD



- ✓ **RAPID**
- ✓ **ACCURATE**
- ✓ **TRUSTWORTHY**



- ICMR Approved
- Single Step, User-friendly Test Procedure
- Based on Sandwich Principle
- Results within 20 Minutes
- Shelf Life: 24 Months at 2-30°C
- Excellent Sensitivity: **95%** (In comparison with RT-PCR)
- Excellent Specificity: **100%** (In comparison with RT-PCR)

Your Single Step Partner in COVID Diagnosis...

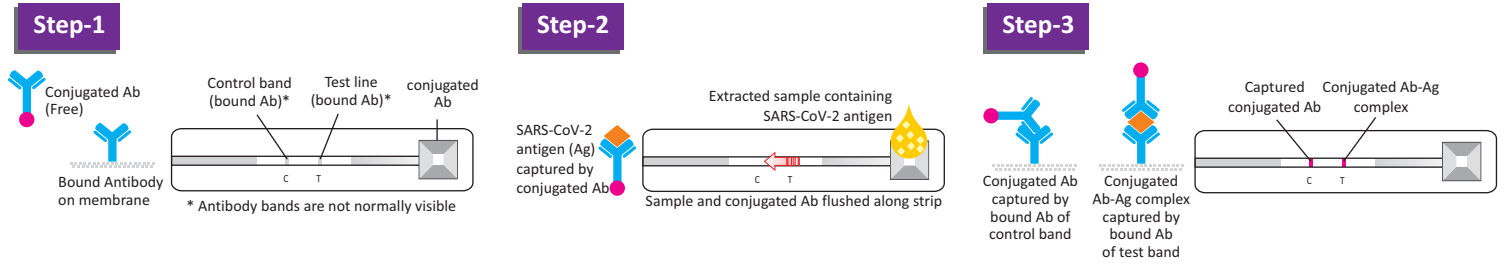
COVID 19 ANTIGEN CARD

Rapid Visual Test for the Qualitative Detection of Covid-19 (SARS-CoV-2) antigen in Human nasopharyngeal and nasal swab specimens

The epidemic of Covid-19 is attributed to the spreading virus spurred on by asymptomatic characteristics of the disease and late appearances of symptoms due to a long incubation period.. Asymptomatic cases may be diagnosed on the onset of the disease and earlier symptoms appearing during the course of the disease also holds a credible opportunity to make an earlier than usual diagnosis . Early detection can be done by use of Sensitive and specific Rapid Antigen test and this will be helpful in :

- Reducing transmission rate
- Prevent an epidemic outbreak or slow down its spread
- Faster Contct tracing

Test Principle



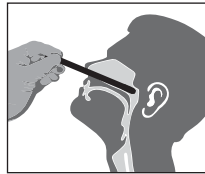
Test Procedure

1) SPECIMEN COLLECTION & PREPARATION:

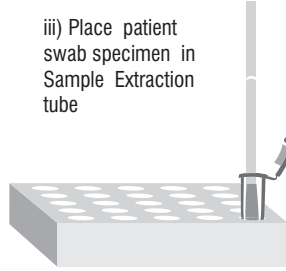
i) Add Sample Extraction Buffer in Sample Extraction Tube upto the mark provided (0.4 ml)



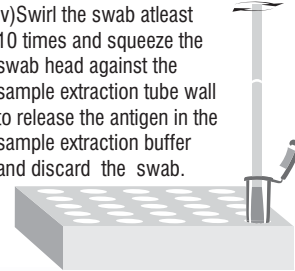
ii) Take nasopharyngeal swab sample



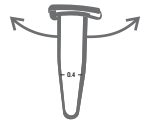
iii) Place patient swab specimen in Sample Extraction tube



iv) Swirl the swab atleast 10 times and squeeze the swab head against the sample extraction tube wall to release the antigen in the sample extraction buffer and discard the swab.



v) Close the cap tightly and mix the contents of the vial by gentle shaking (5 times).

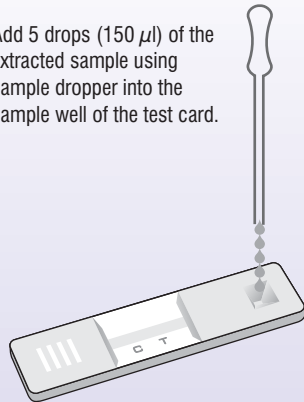


2) RUNNING THE TEST ON THE DEVICE

Take the specimen reagent mixture from the sample extraction tube using sample dropper provided with the kit.



Add 5 drops (150 µl) of the extracted sample using sample dropper into the sample well of the test card.



Read result at 20 Minutes



20 minutes

Do not read results after 30 minutes

This is a screening Test. Kindly follow ICMR Guidelines for definitive diagnosis of COVID-19 infection.

For further information, please contact:

DIAGNOSTIC ENTERPRISES

Plot No: 26, Sector-1, Industrial Estate, Parwanoo-173220, Himachal Pradesh - INDIA

01792-232253

de@diagnosticenterprises.com

diagnosticenterprises.com

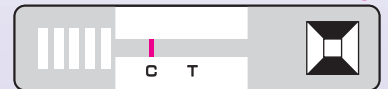
Result Interpretation

REACTIVE for Covid 19 Antigen




Appearance of red coloured line in the control region 'C' and Test region 'T' indicates that the specimen is reactive for Covid 19 Antigen.

NON-REACTIVE for Covid 19 Antigen



Appearance of one red coloured line in the control region 'C' indicates that the specimen is non-reactive for Covid 19 Antigen.

INVALID



If neither control line nor test line appears or only test line appears, the test should be treated as Invalid. Repeat the test again.